

Dimension

✈

Guide 2014



ANA BOEING **787**
BOEING

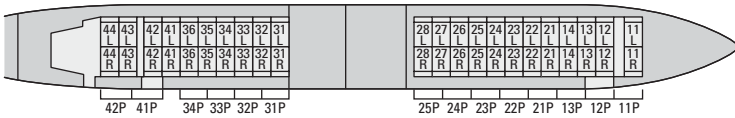
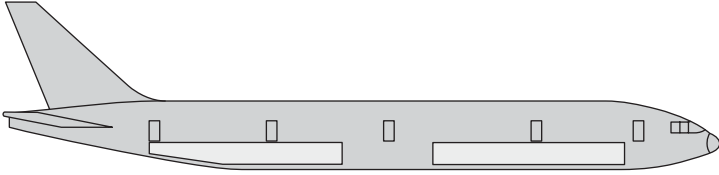
Dimension Guide

CONTENTS

BOEING 777-300	2
BOEING 777-200	4
BOEING 787-9	6
BOEING 787-8	8
BOEING 767-300 F/BCF	10
BOEING 767-300	12
AIRBUS A-320	14
BOEING 737-800	16
BOEING 737-700	18
BOEING 737-500	20
BOEING 737-400	22
DHC8-400	24
UNIT LOAD DEVICES	28 ~ 48



1. BOEING 777-300 (300ER)



● Cargo door dimensions.

cm(inch)

Name of CGO Door	Door Dimension Width×Height
FWD CGO Door	269×170 (106×67)
AFT CGO Door	300 178×170 (70×67) / 300ER 269×170 (106×67)
BULK CGO Door	91×114 (36×45)

● Maximum no. of containers.

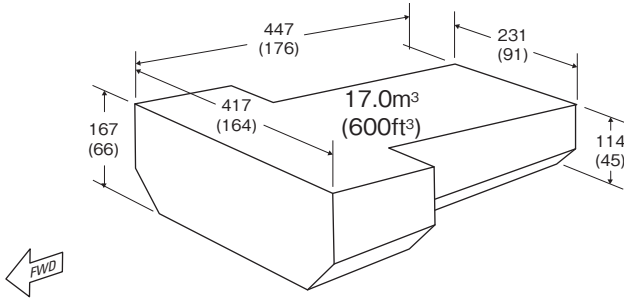
Name of CGO Comp't	No. of Containers	
FWD CGO Comp't	300 24 (LD-3)/ 8PAG (LD7)	300ER 24 (LD-3)/ 8PAG/ PMC
AFT CGO Comp't	20 (LD-3)	20 (LD-3)/ 6PAG/ PMC
TOTAL	44 (LD-3)/ 8PAG (LD7)	44 (LD-3)/ 14PAG/ PMC

● Weight Limitation.

Compartment	Maximum Volume of Loading	Maximum Weight of Loading	Floor Limitation
FWD	138.1m ³ (4,878ft ³)	40,823kg (90,000Lbs)	977kg/m ² (200Lbs/ft ²)
AFT	109.8m ³ (3,878ft ³)	31,751kg (70,000Lbs)	977kg/m ² (200Lbs/ft ²)
BULK	17.0m ³ (600ft ³)	4,082kg (9,000Lbs)	732kg/m ² (150Lbs/ft ²)
TOTAL	265.0m ³ (9,356ft ³)	76,656kg (169,000Lbs)	

▶ Bulk Comp't dimension

| cm (inch) |



● Package size table. (BULK)

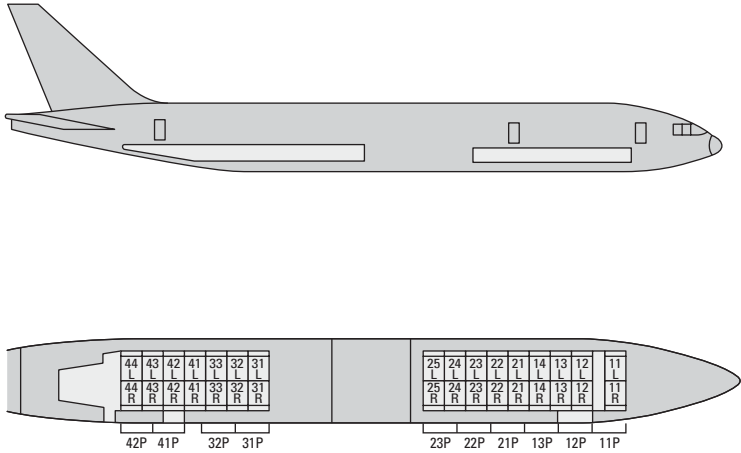
cm(inch)

		Width					
		12 (5)	25 (10)	38 (15)	50 (20)	63 (25)	84 (33.2)
Height		Length					
		101 (40)	429 (169)	429 (169)	391 (154)	360 (142)	337 (133)
91 (36)	429 (169)	429 (169)	408 (161)	373 (147)	347 (137)	325 (128)	
81 (32)	429 (169)	429 (169)	429 (169)	391 (154)	363 (143)	337 (133)	
71 (28)	429 (169)	429 (169)	429 (169)	411 (162)	381 (150)	347 (137)	
60 (24)	429 (169)	429 (169)	429 (169)	411 (162)	381 (150)	347 (137)	
50 (20)	429 (169)	429 (169)	429 (169)	411 (162)	381 (150)	347 (137)	
40 (16)	429 (169)	429 (169)	429 (169)	411 (162)	381 (150)	347 (137)	
30 (12)	429 (169)	429 (169)	429 (169)	411 (162)	381 (150)	347 (137)	
20 (8)	429 (169)	429 (169)	429 (169)	411 (162)	381 (150)	347 (137)	
10 (4)	429 (169)	429 (169)	429 (169)	411 (162)	381 (150)	347 (137)	

* BOEING 777-300ERは、国際線使用機材です。
BOEING 777-300ER is used only for international flight.



2. BOEING 777-200 (200ER)



● Cargo door dimensions.

cm(inch)

Name of CGO Door	Door Dimension Width×Height
FWD CGO Door	269×170 (106×67)
AFT CGO Door	〈DOM〉 178×170 (70×67)/ 200ER 269×170 (106×67)
BULK CGO Door	91×114 (36×45)

● Maximum no. of containers.

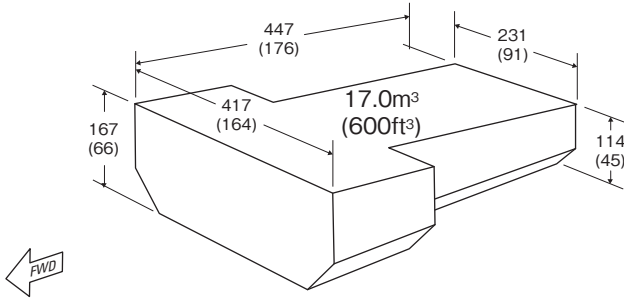
Name of CGO Comp't	No. of Containers	
FWD CGO Comp't	200 18 (LD-3)/ 6PAG (LD7)	200ER 18 (LD-3)/ 6PAG (LD7)
AFT CGO Comp't	14 (LD-3)/ 〈INT〉 4PAG (LD7)	10 (LD-3)/ 〈INT〉 3PAG (LD7)
TOTAL	32 (LD-3)/ 〈INT〉 10PAG (LD7)	28 (LD-3)/ 〈INT〉 9PAG (LD7)

● Weight Limitation.

Compartment	Maximum Volume of Loading	Maximum Weight of Loading	Floor Limitation
FWD	101.8m ³ (3,596ft ³)	30,617kg (67,500Lbs)	977kg/m ² (200Lbs/ft ²)
AFT	77.3m ³ (2,729ft ³)	22,226kg (49,000Lbs)	977kg/m ² (200Lbs/ft ²)
BULK	17.0m ³ (600ft ³)	4,082kg (9,000Lbs)	732kg/m ² (150Lbs/ft ²)
TOTAL	196.1m³ (6,925ft³)	56,925kg (125,500Lbs)	

▶ Bulk Comp't dimension

| cm (inch) |



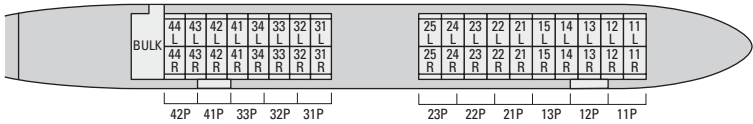
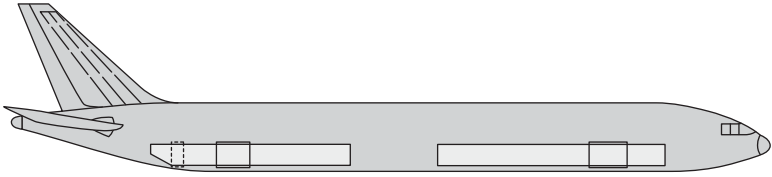
● Package size table. (BULK)

cm(inch)

		Width					
		12 (5)	25 (10)	38 (15)	50 (20)	63 (25)	84 (33.2)
		Length					
Height	101 (40)	429 (169)	429 (169)	391 (154)	360 (142)	337 (133)	312 (123)
	91 (36)	429 (169)	429 (169)	408 (161)	373 (147)	347 (137)	325 (128)
	81 (32)	429 (169)	429 (169)	429 (169)	391 (154)	363 (143)	337 (133)
	71 (28)	429 (169)	429 (169)	429 (169)	411 (162)	381 (150)	347 (137)
	60 (24)	429 (169)	429 (169)	429 (169)	411 (162)	381 (150)	347 (137)
	50 (20)	429 (169)	429 (169)	429 (169)	411 (162)	381 (150)	347 (137)
	40 (16)	429 (169)	429 (169)	429 (169)	411 (162)	381 (150)	347 (137)
	30 (12)	429 (169)	429 (169)	429 (169)	411 (162)	381 (150)	347 (137)
	20 (8)	429 (169)	429 (169)	429 (169)	411 (162)	381 (150)	347 (137)
	10 (4)	429 (169)	429 (169)	429 (169)	411 (162)	381 (150)	347 (137)



3. BOEING 787-9



● Cargo door dimensions.

cm(inch)

Name of CGO Door	Door Dimension Width×Height
FWD CGO Door	269×170 (106×67)
AFT CGO Door	269×170 (106×67)
BULK CGO Door	102×114 (40×45)

● Maximum no. of containers.

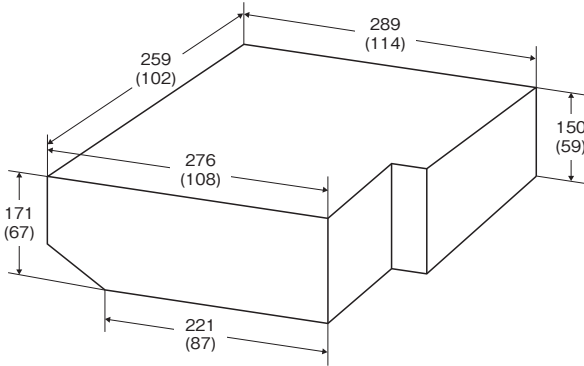
Name of CGO Comp't	No. of Containers
FWD CGO Comp't	20 (LD-3)/ 6PAG (LD7)/ 6PMC
AFT CGO Comp't	16 (LD-3)/ 5PAG (LD7)/ 5PMC
TOTAL	36 (LD-3)/ 11PAG (LD7)/ 11PMC

● Weight Limitation.

Compartment	Maximum Volume of Loading	Maximum Weight of Loading	Floor Limitation
FWD	73.0m ³ (2,578ft ³)	32,005kg (70,560Lbs)	977kg/m ² (200Lbs/ft ²)
AFT	56.8m ³ (2,008ft ³)	25,655kg (56,560Lbs)	977kg/m ² (200Lbs/ft ²)
BULK	11.3m ³ (402ft ³)	2,735kg (6,030Lbs)	732kg/m ² (150Lbs/ft ²)
TOTAL	141.1m³ (4,988ft³)	60,395kg (133,150Lbs)	

▶ Bulk Comp't dimension

| cm (inch) |



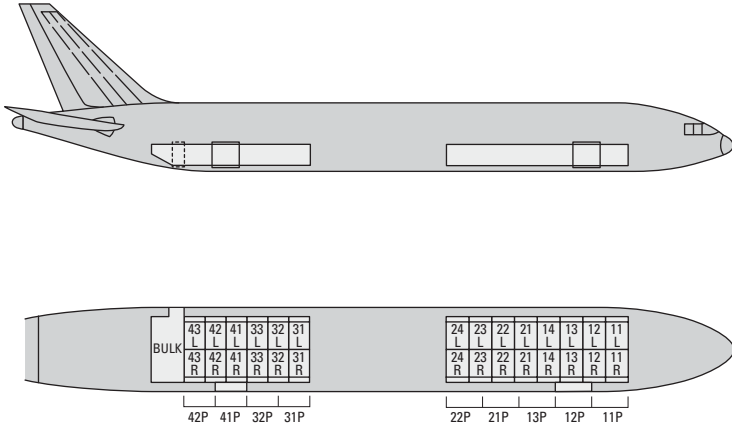
● Package size table. (BULK)

cm(inch)

		Width						
		12 (5)	25 (10)	38 (15)	50 (20)	63 (25)	76 (30)	88 (35)
		Length						
Height	111 (45)	304 (120)	304 (120)	292 (115)	279 (110)	266 (105)	254 (100)	241 (95)
	101 (40)	317 (125)	304 (120)	292 (115)	279 (110)	266 (105)	254 (100)	241 (95)
	91 (36)	317 (125)	304 (120)	292 (115)	279 (110)	266 (105)	254 (100)	241 (95)
	81 (32)	317 (125)	304 (120)	292 (115)	279 (110)	266 (105)	266 (105)	241 (95)
	71 (28)	330 (130)	317 (125)	304 (120)	292 (115)	279 (110)	266 (105)	254 (100)
	60 (24)	330 (130)	317 (125)	304 (120)	292 (115)	279 (110)	266 (105)	254 (100)
	50 (20)	330 (130)	317 (125)	317 (125)	304 (120)	292 (115)	279 (110)	266 (105)
	40 (16)	342 (135)	330 (130)	317 (125)	304 (120)	292 (115)	279 (110)	266 (105)
	30 (12)	342 (135)	342 (135)	330 (130)	317 (125)	304 (120)	292 (115)	279 (110)
	20 (8)	355 (140)	342 (135)	330 (130)	317 (125)	304 (120)	304 (120)	292 (115)
10 (4)	368 (145)	355 (140)	342 (135)	330 (130)	317 (125)	304 (120)	292 (115)	



4. BOEING 787-8



● Cargo door dimensions.

cm(inch)

Name of CGO Door	Door Dimension Width×Height
FWD CGO Door	269×170 (106×67)
AFT CGO Door	269×170 (106×67)
BULK CGO Door	102×114 (40×45)

● Maximum no. of containers.

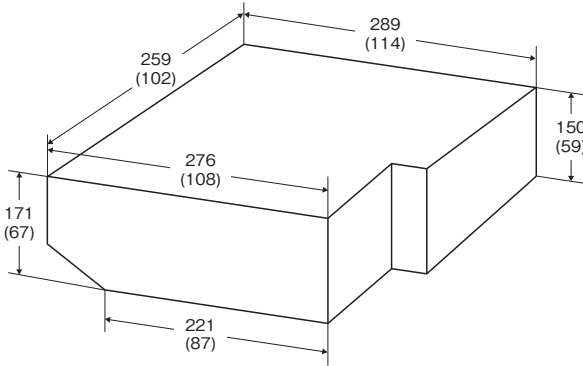
Name of CGO Comp't	No. of Containers
FWD CGO Comp't	16 (LD-3)/ 5PAG (LD7)/ 5PMC
AFT CGO Comp't	12 (LD-3)/ 4PAG (LD7)/ 3PMC
TOTAL	28 (LD-3)/ 9PAG (LD7)/ 8PMC

● Weight Limitation.

Compartment	Maximum Volume of Loading	Maximum Weight of Loading	Floor Limitation
FWD	58.7m ³ (2,075ft ³)	22,906kg (50,500Lbs)	977kg/m ² (200Lbs/ft ²)
AFT	43.0m ³ (1,520ft ³)	18,534kg (40,860Lbs)	977kg/m ² (200Lbs/ft ²)
BULK	11.0m ³ (398ft ³)	2,735kg (6,030Lbs)	732kg/m ² (150Lbs/ft ²)
TOTAL	112.7m ³ (3,993ft ³)	44,175kg (97,390Lbs)	

▶ Bulk Comp't dimension

| cm (inch) |



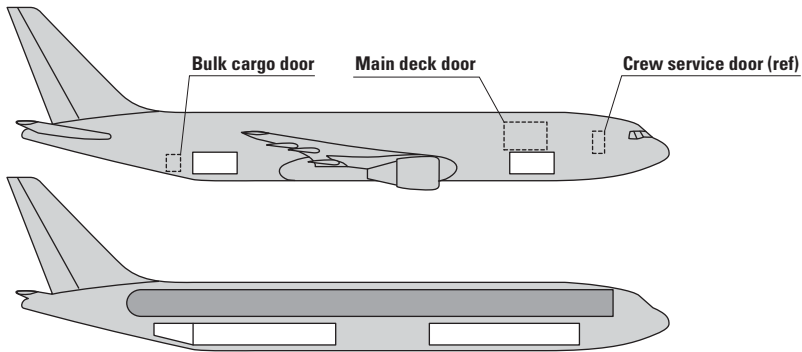
● Package size table. (BULK)

cm(inch)

		Width						
		12 (5)	25 (10)	38 (15)	50 (20)	63 (25)	76 (30)	88 (35)
		Length						
Height	111 (45)	304 (120)	304 (120)	292 (115)	279 (110)	266 (105)	254 (100)	241 (95)
	101 (40)	317 (125)	304 (120)	292 (115)	279 (110)	266 (105)	254 (100)	241 (95)
	91 (36)	317 (125)	304 (120)	292 (115)	279 (110)	266 (105)	254 (100)	241 (95)
	81 (32)	317 (125)	304 (120)	292 (115)	279 (110)	266 (105)	266 (105)	241 (95)
	71 (28)	330 (130)	317 (125)	304 (120)	292 (115)	279 (110)	266 (105)	254 (100)
	60 (24)	330 (130)	317 (125)	304 (120)	292 (115)	279 (110)	266 (105)	254 (100)
	50 (20)	330 (130)	317 (125)	317 (125)	304 (120)	292 (115)	279 (110)	266 (105)
	40 (16)	342 (135)	330 (130)	317 (125)	304 (120)	292 (115)	279 (110)	266 (105)
	30 (12)	342 (135)	342 (135)	330 (130)	317 (125)	304 (120)	292 (115)	279 (110)
	20 (8)	355 (140)	342 (135)	330 (130)	317 (125)	304 (120)	304 (120)	292 (115)
10 (4)	368 (145)	355 (140)	342 (135)	330 (130)	317 (125)	304 (120)	292 (115)	



5. BOEING 767-300 F/BCF



● Cargo door dimensions.

cm(inch)

Name of CGO Door	Door Dimension WidthxHeight
Main deck CGO Door	340x262 (134x103)
FWD CGO Door	340x170 (134x 67)
AFT CGO Door	340x170 (134x 67) / BCF 178x175 (70x69)
BULK CGO Door	97x114 (38x 45)

● Maximum no. of containers.

Name of CGO Comp't	No. of Containers	
MAIN CGO Comp't		
Longitudinal/ 13pallets	Eleven (11)	96-x125- in full pallets
	Two (2)	88-x125- in contoured pallets
Transverse/ 16pallets	Thirteen (13)	96-x125- in contoured pallets
	Three (3)	88-x125- in contoured pallets
Transverse/ 17pallets	Seventeen (17)	88-x125- in contoured pallets
FWD CGO Comp't	8 (LD4 or LD8)/	4pallets 96pallets
AFT CGO Comp't	7 (LD4 or LD8)/	3pallets 96pallets +1 (LD4 or LD8)
TOTAL	Twenty one (21)	96pallets and two (2) 88pallets

● Weight Limitation.

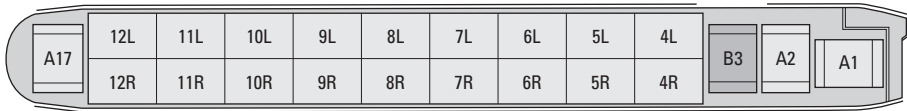
Compartment	Maximum Volume of Loading	Maximum Weight of Loading	Floor Limitation
MAIN	265.73m ³ (9,384ft ³)	26,000kg (45,400Lbs)	1,221kg/m ² (250Lbs/ft ²)
FWD	70.8m ³ (2,500ft ³)	20,411kg (45,000Lbs)	977kg/m ² (200Lbs/ft ²)
AFT	64.3m ³ (2,270ft ³)	17,758kg (39,150Lbs)	977kg/m ² (200Lbs/ft ²)
BULK	12.2m ³ (430ft ³)	2,925kg (6,450Lbs)	732kg/m ² (150Lbs/ft ²)
TOTAL	413.03m ³ (14,584ft ³)	67,094kg (136,000Lbs)	

▶ Size Code M (Lateral)



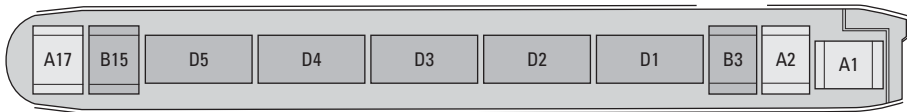
* ポジションコードは B6F と BCF で異なります。

▶ Size Code A (Side By Side)



* ポジションコードは B6F と BCF で異なります。

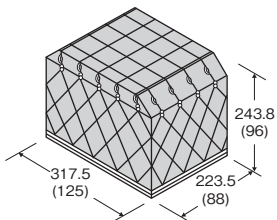
▶ Size Code R



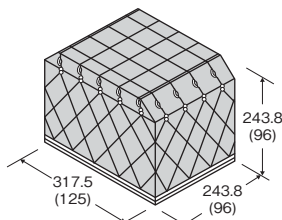
* ポジションコードは B6F と BCF で異なります。

▶ Main Deck

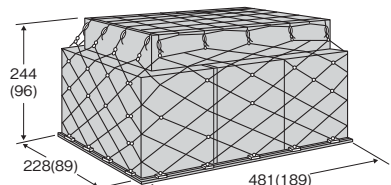
With the proper hardware, the 767-300 can carry the following unit load devices:
| cm (inch) |



PAP / PAG



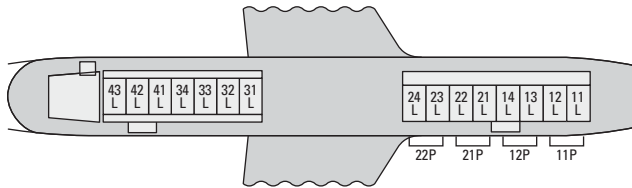
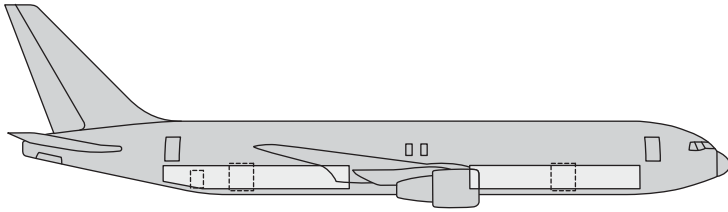
PMP / PMC



PRA



6. BOEING 767-300 (300ER)



● Cargo door dimensions.

cm(inch)

Name of CGO Door	Door Dimension Width×Height
FWD CGO Door	178×175 (70×69) / 300ER 340×175 (134×69)
AFT CGO Door	178×175 (70×69)
BULK CGO Door	97×114 (38×45)

● Maximum no. of containers.

Name of CGO Comp't	No. of Containers	
FWD CGO Comp't	300	8 (LD-4) / 300ER 8 (LD-4)/ 4PAG (LD7)
AFT CGO Comp't		7 (LD-4)
TOTAL		15 (LD-4) / 15 (LD-4)/ 4PAG (LD7) 7(LD-4)

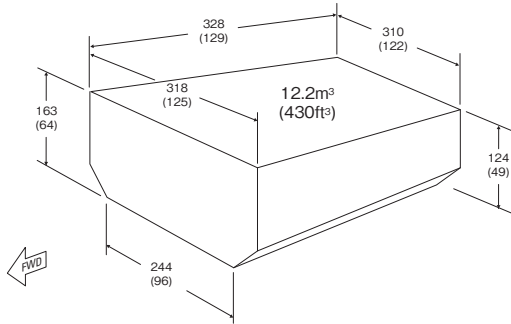
● Weight Limitation.

Compartment	Maximum Volume of Loading	Maximum Weight of Loading	Floor Limitation
FWD	70.8m ³ (2,500ft ³)	14,152kg (31,200Lbs)	977kg/m ² (200Lbs/ft ²)
AFT	64.3m ³ (2,270ft ³)	11,747kg (25,900Lbs)	977kg/m ² (200Lbs/ft ²)
BULK	~618A 12.2m ³ (430ft ³)	2,925kg (6,450Lbs)	732kg/m ² (150Lbs/ft ²)
	619A~ 9.6m ³ (341ft ³)		
TOTAL	~618A 147.3m ³ (5,200ft ³)	28,824kg (63,550Lbs)	
	619A~ 144.7m ³ (5,111ft ³)		

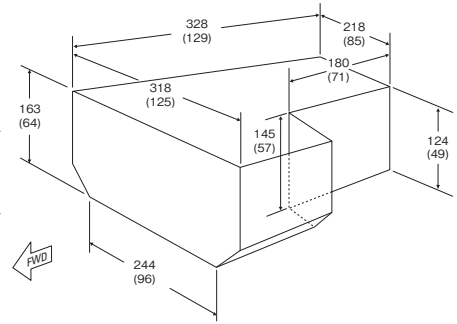
▶ Bulk Comp't dimension

| cm (inch) |

<~JA618A>



<JA619A~>



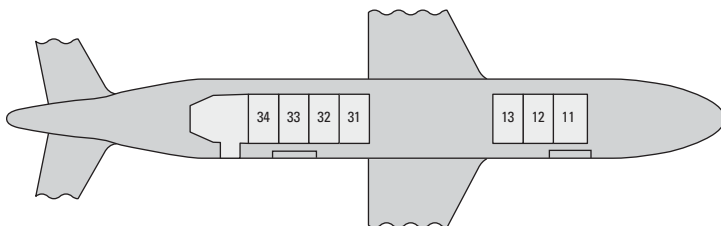
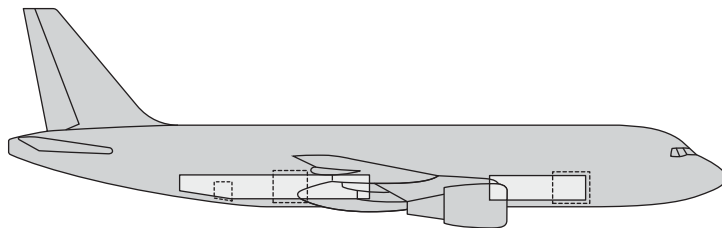
● Package size table. (BULK)

cm(inch)

		Width						
		13 (5)	25 (10)	51 (20)	76 (30)	89 (35)	91 (36)	93 (36.6)
		Length						
Height	120 (47.2)	302 (119)	---	---	---	---	---	---
	118 (46.6)	302 (119)	302 (119)	---	---	---	---	---
	116 (45.5)	302 (119)	302 (119)	302 (119)	---	---	---	---
	107 (42.0)	302 (119)	302 (119)	302 (119)	302 (119)	302 (119)	---	---
	91 (35.7)	302 (119)	302 (119)	302 (119)	302 (119)	302 (119)	---	---
	51 (20.0)	302 (119)	302 (119)	302 (119)	302 (119)	302 (119)	302 (119)	---
	25 (10.0)	302 (119)	302 (119)	302 (119)	302 (119)	302 (119)	302 (119)	---
	13 (5.0)	302 (119)	302 (119)	302 (119)	302 (119)	302 (119)	302 (119)	302 (119)



7. AIRBUS A-320



● Cargo door dimensions.

cm(inch)

Name of CGO Door	Door Dimension Width×Height
FWD CGO Door	182×119 (71.5×46.9)
AFT CGO Door	182×119 (71.5×46.9)
BULK CGO Door	95× 77 (37.6×30)

● Maximum no. of containers.

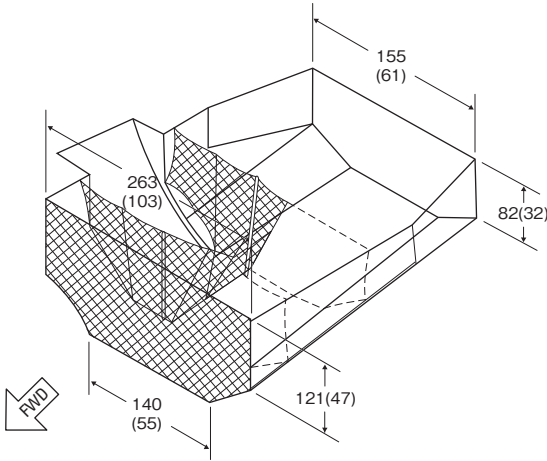
Name of CGO Comp't	No. of Containers
FWD CGO Comp't	3 (LD-3-45w)
AFT CGO Comp't	4 (LD-3-45w)
TOTAL	7 (LD-3-45w)

● Weight Limitation.

Compartment	Maximum Volume of Loading	Maximum Weight of Loading	Floor Limitation
FWD	13.3m ³ (469ft ³)	3,402kg (7,500Lbs)	488kg/m ² (100Lbs/ft ²)
AFT	18.3m ³ (645ft ³)	4,536kg (10,000Lbs)	488kg/m ² (100Lbs/ft ²)
BULK	5.9m ³ (208ft ³)	1,497kg (3,300Lbs)	732kg/m ² (150Lbs/ft ²)
TOTAL	37.5m ³ (1,322ft ³)	9,435kg (20,800Lbs)	

▶ Bulk Comp't dimension

| cm (inch) |



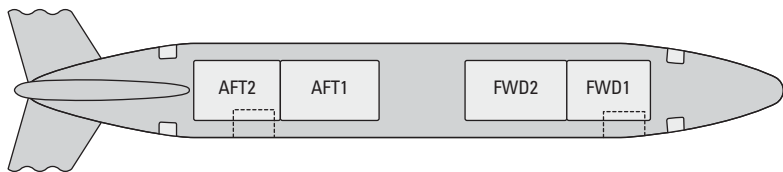
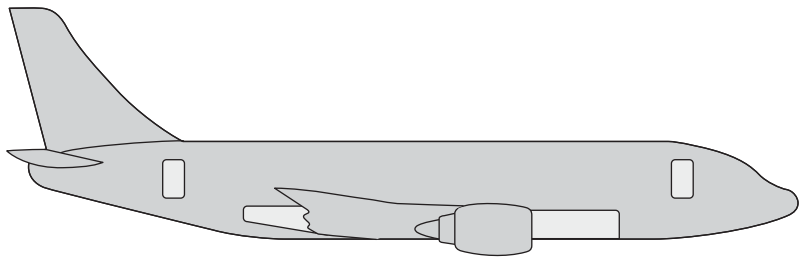
● Package size table. (BULK)

cm(inch)

		Width								
		10 (3.9)	20 (7.8)	30 (11.8)	40 (15.7)	50 (19.6)	60 (23.6)	70 (27.5)	80 (31.4)	85 (33.4)
		Length								
Height	10 (3.9)	323 (127.0)	323 (127.0)	321 (126.0)	318 (125.1)	316 (124.4)	310 (122.0)	303 (119.2)	277 (109.0)	268 (105.5)
	20 (7.8)	323 (127.0)	323 (127.0)	321 (126.0)	318 (125.1)	315 (124.0)	307 (120.8)	296 (116.5)	273 (107.4)	265 (104.3)
	30 (11.8)	323 (127.0)	321 (126.0)	317 (124.8)	314 (123.6)	304 (119.6)	295 (116.1)	278 (109.4)	260 (102.3)	254 (100.0)
	40 (15.7)	319 (125.6)	315 (124.2)	311 (122.4)	301 (118.5)	290 (114.1)	282 (111.0)	262 (103.1)	248 (97.6)	243 (95.6)
	50 (19.6)	311 (122.4)	309 (121.6)	291 (114.5)	281 (110.6)	271 (106.6)	257 (101.1)	242 (95.2)	231 (90.9)	228 (89.7)
	60 (23.6)	290 (114.1)	273 (107.4)	259 (101.9)	247 (97.2)	234 (92.1)	224 (88.1)	217 (85.4)	211 (83.0)	208 (81.8)
	65 (25.5)	270 (106.2)	257 (101.1)	241 (94.8)	229 (90.1)	217 (85.4)	208 (81.8)	202 (79.5)	198 (77.9)	193 (75.9)



8. BOEING 737-800



AFT CARGO ROOMのFWD側にはスライディングカーペットが装備されている

● Cargo door dimensions.

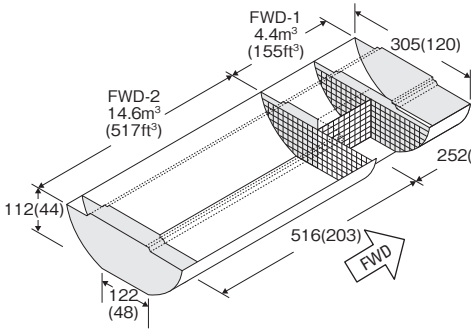
cm(inch)

Name of CGO Door	Door Dimension Width×Height
FWD CGO Door	121×88 (48×35)
AFT CGO Door	121×78～88 (48×31～35)

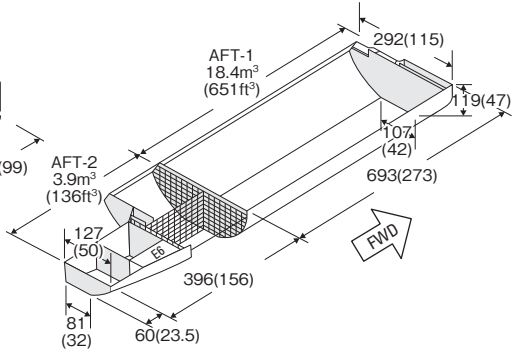
● Weight Limitation.

Compartment		Maximum Volume of Loading	Maximum Weight of Loading	Floor Limitation
FWD	F-1	4.4m ³ (155ft ³)	888kg (1,959Lbs)	732kg/m ² (150Lbs/ft ²)
	F-2	14.6m ³ (517ft ³)	2,670kg (5,887Lbs)	732kg/m ² (150Lbs/ft ²)
AFT	A-1	18.4m ³ (651ft ³)	3,818kg (8,418Lbs)	732kg/m ² (150Lbs/ft ²)
	A-2	3.9m ³ (136ft ³)	764kg (1,685Lbs)	732kg/m ² (150Lbs/ft ²)
TOTAL		41.3m ³ (1,459ft ³)	8,407kg (18,540Lbs)	

▶ FWD Comp't dimension



▶ AFT Comp't dimension



| cm (inch) |

● Package size table. (FWD) cm(inch)

		Width										
		12	25	38	50	63	76	89	101	114	122	
		(5)	(10)	(15)	(20)	(25)	(30)	(35)	(40)	(45)	(48)	
Height		Length										
		86	284	254	228	205	185	170	154	144	137	134
		(34)	(112)	(100)	(90)	(81)	(73)	(67)	(61)	(57)	(54)	(53)
	81	332	294	264	238	215	195	180	167	160	157	
	(32)	(131)	(116)	(104)	(94)	(85)	(77)	(71)	(66)	(63)	(62)	
	76	381	332	297	266	241	220	203	187	180	175	
	(30)	(150)	(131)	(117)	(105)	(95)	(87)	(80)	(74)	(71)	(69)	
	71	426	373	314	294	266	241	223	208	195	193	
	(28)	(168)	(147)	(124)	(116)	(105)	(95)	(88)	(82)	(77)	(76)	
	66	477	408	360	320	287	261	238	223	210	205	
	(26)	(188)	(161)	(142)	(126)	(113)	(103)	(94)	(88)	(83)	(81)	
	60	533	449	391	347	309	281	256	238	226	220	
	(24)	(210)	(177)	(154)	(137)	(122)	(111)	(101)	(94)	(89)	(87)	
	55	586	492	424	373	332	299	274	254	238	231	
	(22)	(231)	(194)	(167)	(147)	(131)	(118)	(108)	(100)	(94)	(91)	
	50	645	533	457	398	353	317	289	266	248	243	
	(20)	(254)	(210)	(180)	(157)	(139)	(125)	(114)	(105)	(98)	(96)	
	45	693	579	490	424	373	335	302	279	259	254	
	(18)	(273)	(228)	(193)	(167)	(147)	(132)	(119)	(110)	(102)	(100)	
	40	695	627	523	449	401	353	317	289	269	261	
	(16)	(274)	(247)	(206)	(177)	(158)	(139)	(125)	(114)	(106)	(103)	
	35	698	678	558	477	429	368	330	302	279	271	
	(14)	(275)	(267)	(220)	(188)	(169)	(145)	(130)	(119)	(110)	(107)	
	30	703	693	591	500	434	383	342	312	287	279	
	(12)	(277)	(273)	(233)	(197)	(171)	(151)	(135)	(123)	(113)	(110)	
	25	703	695	635	533	459	403	360	327	299	284	
	(10)	(277)	(274)	(250)	(210)	(181)	(159)	(142)	(129)	(118)	(112)	
	12	711	701	693	614	520	452	401	362	330	294	
	(5)	(280)	(276)	(273)	(242)	(205)	(178)	(158)	(142)	(130)	(116)	

* 横断カーゴネットが設置された場合、貨物の最大長は520cm (205inch) に制限される。

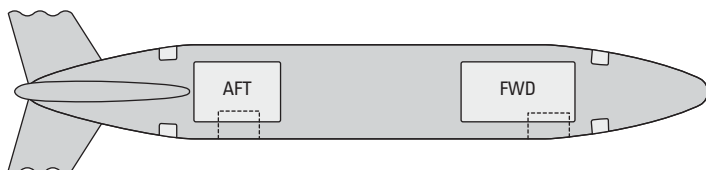
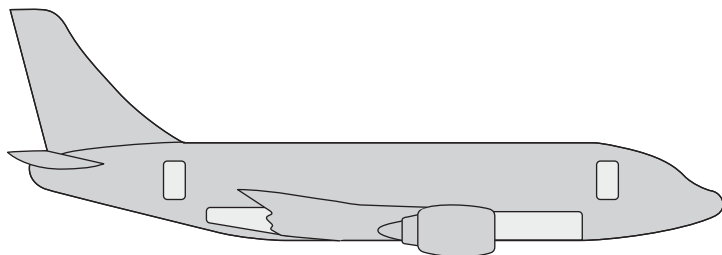
● Package size table. (AFT) cm(inch)

		Width										
		12	25	38	50	63	76	89	101	114	122	
		(5)	(10)	(15)	(20)	(25)	(30)	(35)	(40)	(45)	(48)	
Height		Length										
		86	226	195	167	147	132	(*)	(*)	(*)	(*)	(*)
		(34)	(89)	(77)	(66)	(58)	(52)					
	81	314	274	236	208	182	162	144	132	124	124	
	(32)	(124)	(108)	(93)	(82)	(72)	(64)	(57)	(52)	(49)	(49)	
	76	406	355	312	279	251	226	205	190	177	170	
	(30)	(160)	(140)	(123)	(110)	(99)	(89)	(81)	(75)	(70)	(67)	
	71	447	386	337	299	266	238	215	198	185	177	
	(28)	(176)	(152)	(133)	(118)	(105)	(94)	(85)	(78)	(73)	(70)	
	66	510	434	375	330	294	264	238	218	203	193	
	(26)	(201)	(171)	(148)	(130)	(116)	(104)	(94)	(86)	(80)	(76)	
	60	579	480	411	360	320	287	259	236	220	208	
	(24)	(228)	(189)	(162)	(142)	(126)	(113)	(102)	(93)	(87)	(82)	
	55	627	523	449	386	340	304	274	251	233	223	
	(22)	(247)	(206)	(177)	(152)	(134)	(120)	(108)	(99)	(92)	(88)	
	50	698	571	485	421	373	325	294	266	246	233	
	(20)	(275)	(225)	(191)	(166)	(147)	(128)	(116)	(105)	(97)	(92)	
	45	858	614	523	447	393	342	309	281	259	246	
	(18)	(338)	(242)	(206)	(176)	(155)	(135)	(122)	(111)	(102)	(97)	
	40	861	673	558	477	416	363	325	294	269	254	
	(16)	(339)	(265)	(220)	(188)	(164)	(143)	(128)	(116)	(106)	(100)	
	35	863	744	604	510	441	388	340	307	281	264	
	(14)	(340)	(293)	(238)	(201)	(174)	(153)	(134)	(121)	(111)	(104)	
	30	866	858	642	538	462	406	363	330	302	271	
	(12)	(341)	(338)	(253)	(212)	(182)	(160)	(143)	(130)	(119)	(107)	
	25	871	861	693	574	482	421	375	337	309	279	
	(10)	(343)	(339)	(273)	(226)	(190)	(166)	(148)	(133)	(122)	(110)	
	12	876	863	855	680	561	477	414	365	332	304	
	(5)	(345)	(340)	(337)	(268)	(221)	(188)	(163)	(144)	(131)	(120)	

*1 異なる長さの搭載物も、斜めに傾けなければ搭載することはできない。
* 横断カーゴネットが設置された場合、貨物の最大長は703cm (277inch) に制限される。



9. BOEING 737-700 <700ER>



AFT CARGO ROOMのFWD側にはスライディングカーペットが装備されている

● Cargo door dimensions.

cm(inch)

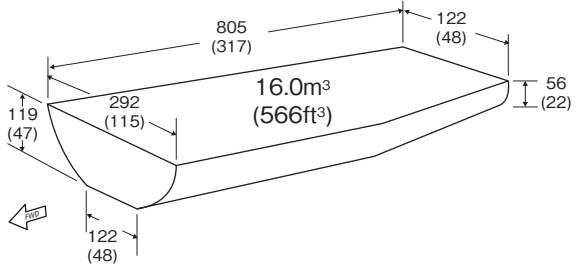
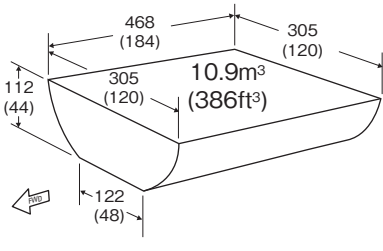
Name of CGO Door	Door Dimension Width×Height
FWD CGO Door	121×88 (48×35)
AFT CGO Door	121×88 (48×35)

● Weight Limitation.

Compartment	Maximum Volume of Loading	Maximum Weight of Loading	Floor Limitation
FWD	-700 10.9m ³ (386ft ³)	2,007kg (4,424Lbs)	732kg/m ² (150Lbs/ft ²)
	-700ER	552kg (1,218Lbs)	732kg/m ² (150Lbs/ft ²)
AFT	-700 14.8m ³ (523ft ³)	2,989kg (6,590Lbs)	732kg/m ² (150Lbs/ft ²)
	-700ER	401kg (884Lbs)	732kg/m ² (150Lbs/ft ²)
TOTAL	-700 25.7m ³ (909ft ³)	4,995kg (11,014Lbs)	
	-700ER	953kg (2,102Lbs)	

► FWD Comp't dimension

► AFT Comp't dimension



| cm (inch) |

● Package size table. (FWD) cm(inch)

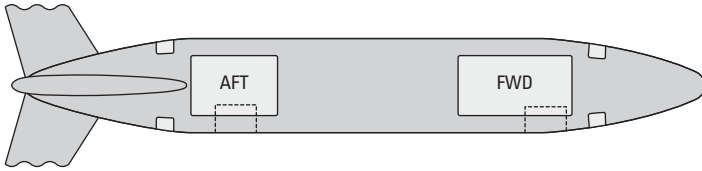
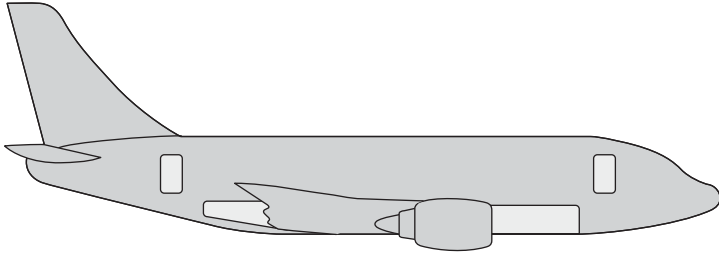
	Width										
	12	25	38	50	63	76	89	101	114	122	
	(5)	(10)	(15)	(20)	(25)	(30)	(35)	(40)	(45)	(48)	
	Length										
Height	86	338	292	257	226	201	180	160	147	137	135
	(34)	(133)	(115)	(101)	(89)	(79)	(71)	(63)	(58)	(54)	(53)
	81	378	335	292	259	231	206	185	170	160	157
	(32)	(149)	(132)	(115)	(102)	(91)	(81)	(73)	(67)	(63)	(62)
	76	389	378	330	290	257	229	208	191	180	175
	(30)	(153)	(149)	(130)	(114)	(101)	(90)	(82)	(75)	(71)	(69)
	71	396	389	381	328	290	257	231	211	196	193
	(28)	(156)	(153)	(150)	(129)	(114)	(101)	(91)	(83)	(77)	(76)
	66	401	394	386	351	307	274	246	226	211	206
	(26)	(158)	(155)	(152)	(138)	(121)	(108)	(97)	(89)	(83)	(81)
	60	409	401	394	386	335	297	267	244	226	221
	(24)	(161)	(158)	(155)	(152)	(132)	(117)	(105)	(96)	(89)	(87)
55	417	409	401	394	356	315	282	257	236	231	
(22)	(164)	(161)	(158)	(155)	(140)	(124)	(111)	(101)	(93)	(91)	
50	422	414	406	401	384	338	302	272	251	241	
(20)	(166)	(163)	(160)	(158)	(151)	(133)	(119)	(107)	(99)	(95)	
45	430	422	414	406	399	356	315	284	262	251	
(18)	(169)	(166)	(163)	(160)	(157)	(140)	(124)	(112)	(103)	(99)	
40	437	432	417	409	401	368	325	292	267	257	
(16)	(172)	(170)	(164)	(161)	(158)	(145)	(128)	(115)	(105)	(101)	
35	439	432	424	417	411	391	345	310	279	269	
(14)	(173)	(170)	(167)	(164)	(162)	(154)	(136)	(122)	(110)	(106)	
30	442	434	430	422	414	401	358	320	292	277	
(12)	(174)	(171)	(169)	(166)	(163)	(158)	(141)	(126)	(115)	(109)	
25	447	439	434	427	419	414	371	330	307	284	
(10)	(177)	(173)	(171)	(168)	(165)	(163)	(146)	(130)	(121)	(112)	
12	455	447	439	434	427	422	414	363	318	302	
(5)	(179)	(176)	(173)	(171)	(168)	(166)	(163)	(143)	(125)	(119)	

● Package size table. (AFT) cm(inch)

	Width										
	12	25	38	50	63	76	89	101	114	122	
	(5)	(10)	(15)	(20)	(25)	(30)	(35)	(40)	(45)	(48)	
	Length										
Height	86	226	196	168	147	132	—	—	—	—	—
	(34)	(89)	(77)	(66)	(58)	(52)					
	81	315	274	236	208	183	163	145	132	124	124
	(32)	(124)	(108)	(93)	(82)	(72)	(64)	(57)	(52)	(49)	(49)
	76	406	356	312	279	251	226	206	191	178	170
	(30)	(160)	(140)	(123)	(110)	(99)	(89)	(81)	(75)	(70)	(67)
	71	447	386	338	300	267	239	216	198	185	178
	(28)	(176)	(152)	(133)	(118)	(105)	(94)	(85)	(78)	(73)	(70)
	66	511	434	376	330	295	264	239	218	203	193
	(26)	(201)	(171)	(148)	(130)	(116)	(104)	(94)	(86)	(80)	(76)
	60	579	480	411	361	320	287	259	236	221	208
	(24)	(228)	(189)	(162)	(142)	(126)	(113)	(102)	(93)	(87)	(82)
55	587	523	450	386	340	305	274	251	234	224	
(22)	(231)	(206)	(177)	(152)	(134)	(120)	(108)	(99)	(92)	(88)	
50	589	582	485	422	373	325	295	267	246	234	
(20)	(232)	(229)	(191)	(166)	(147)	(128)	(116)	(105)	(97)	(92)	
45	594	587	518	447	394	343	310	282	259	246	
(18)	(237)	(234)	(204)	(176)	(155)	(135)	(122)	(111)	(102)	(97)	
40	599	589	559	478	417	363	325	295	269	254	
(16)	(236)	(232)	(220)	(188)	(164)	(143)	(128)	(116)	(106)	(100)	
35	602	594	587	511	442	389	340	307	282	264	
(14)	(241)	(237)	(231)	(201)	(174)	(153)	(134)	(121)	(111)	(104)	
30	605	597	589	538	462	406	363	330	302	272	
(12)	(238)	(235)	(232)	(212)	(182)	(160)	(143)	(130)	(119)	(107)	
25	610	599	592	566	483	422	376	338	310	279	
(10)	(240)	(236)	(233)	(223)	(190)	(166)	(148)	(133)	(122)	(110)	
12	627	607	599	592	559	475	414	363	325	295	
(5)	(247)	(239)	(236)	(233)	(220)	(187)	(163)	(143)	(128)	(116)	



10. BOEING 737-500



● Cargo door dimensions.

cm(inch)

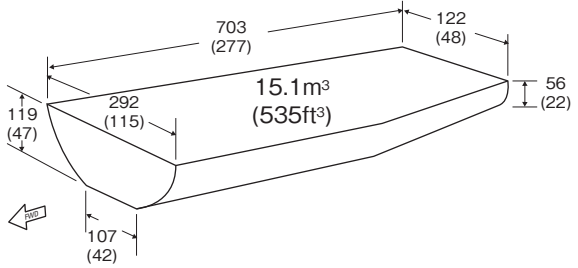
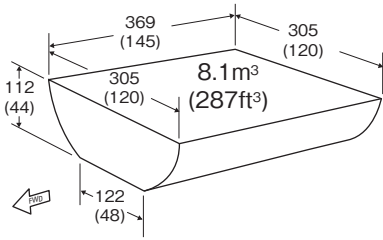
Name of CGO Door	Door Dimension WidthxHeight
FWD CGO Door	121x88 (48x35)
AFT CGO Door	121x88 (48x35)

● Weight Limitation.

Compartment	Maximum Volume of Loading	Maximum Weight of Loading	Floor Limitation
FWD	8404 ~ 307K 8.1m ³ (287ft ³)	1,573kg (3,468Lbs)	732kg/m ² (150Lbs/ft ²)
	351K ~ 359K 8.1m ³ (287ft ³)	1,508kg (3,324Lbs)	732kg/m ² (150Lbs/ft ²)
AFT	8404 ~ 307K 15.1m ³ (535ft ³)	2,888kg (6,368Lbs)	732kg/m ² (150Lbs/ft ²)
	351K ~ 359K 15.1m ³ (535ft ³)	2,888kg (6,368Lbs)	732kg/m ² (150Lbs/ft ²)
TOTAL	8404 ~ 307K 23.2m ³ (822ft ³)	4,461kg (9,836Lbs)	
	351K ~ 359K 23.2m ³ (822ft ³)	4,396kg (9,692Lbs)	

▶ FWD Comp't dimension

▶ AFT Comp't dimension



| cm (inch) |

● Package size table. (FWD) cm(inch)

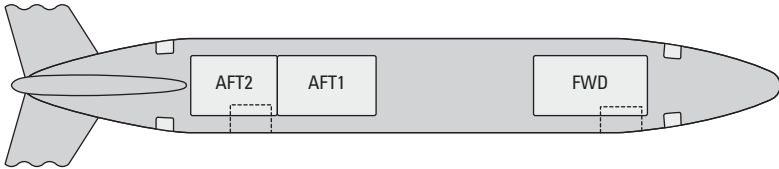
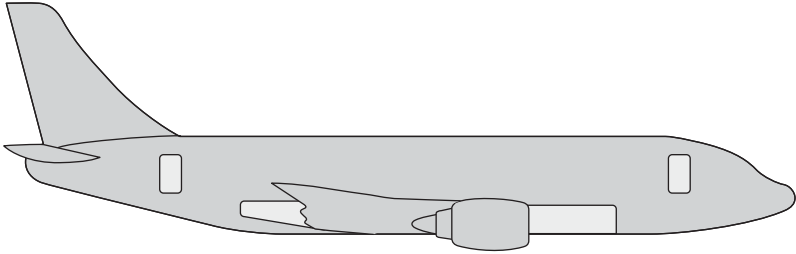
	Width																			
	12	25	38	50	63	76	88	101	114											
	(5)	(10)	(15)	(20)	(25)	(30)	(35)	(40)	(45)											
	Length																			
Height	86	264	256	246	236	218	200	175	152	137	(34)	(104)	(101)	(97)	(93)	(86)	(79)	(69)	(60)	(54)
	81	264	256	246	236	218	200	175	152	137	(32)	(104)	(101)	(97)	(93)	(86)	(79)	(69)	(60)	(54)
	76	266	256	246	236	218	200	175	152	137	(30)	(105)	(101)	(97)	(93)	(86)	(79)	(69)	(60)	(54)
	71	266	259	246	236	218	200	175	152	137	(28)	(105)	(102)	(97)	(93)	(86)	(79)	(69)	(60)	(54)
	66	266	259	246	236	218	200	175	152	137	(26)	(105)	(102)	(97)	(93)	(86)	(79)	(69)	(60)	(54)
	60	269	259	246	236	218	200	175	152	137	(24)	(106)	(102)	(97)	(93)	(86)	(79)	(69)	(60)	(54)
	55	269	261	246	236	218	200	175	152	137	(22)	(106)	(103)	(97)	(93)	(86)	(79)	(69)	(60)	(54)
	50	271	261	246	236	218	200	175	152	137	(20)	(107)	(103)	(97)	(93)	(86)	(79)	(69)	(60)	(54)
	45	274	261	246	236	218	200	175	152	137	(18)	(108)	(103)	(97)	(93)	(86)	(79)	(69)	(60)	(54)
	40	279	264	246	236	218	200	175	152	137	(16)	(110)	(104)	(97)	(93)	(86)	(79)	(69)	(60)	(54)
	35	284	266	246	236	218	200	175	152	137	(14)	(112)	(105)	(97)	(93)	(86)	(79)	(69)	(60)	(54)
	30	289	266	246	236	218	200	175	152	137	(12)	(114)	(105)	(97)	(93)	(86)	(79)	(69)	(60)	(54)
	25	299	269	248	236	218	200	175	152	137	(10)	(118)	(106)	(98)	(93)	(86)	(79)	(69)	(60)	(54)
	12	307	281	254	236	218	200	175	152	137	(5)	(121)	(111)	(100)	(93)	(86)	(79)	(69)	(60)	(54)

● Package size table. (AFT) cm(inch)

	Width																			
	12	25	38	50	63	76	88	101	114											
	(5)	(10)	(15)	(20)	(25)	(30)	(35)	(40)	(45)											
	Length																			
Height	86	378	342	314	289	261	236	210	185	165	(34)	(149)	(135)	(124)	(114)	(103)	(93)	(83)	(73)	(65)
	81	381	342	314	289	261	236	210	185	165	(32)	(150)	(135)	(124)	(114)	(103)	(93)	(83)	(73)	(65)
	76	383	342	314	289	261	236	210	185	165	(30)	(151)	(135)	(124)	(114)	(103)	(93)	(83)	(73)	(65)
	71	386	345	314	289	261	236	210	185	165	(28)	(152)	(136)	(124)	(114)	(103)	(93)	(83)	(73)	(65)
	66	388	347	314	289	261	236	210	185	165	(26)	(153)	(137)	(124)	(114)	(103)	(93)	(83)	(73)	(65)
	60	393	347	314	289	261	236	210	185	165	(24)	(155)	(137)	(124)	(114)	(103)	(93)	(83)	(73)	(65)
	55	398	350	314	289	261	236	210	185	165	(22)	(157)	(138)	(124)	(114)	(103)	(93)	(83)	(73)	(65)
	50	406	355	317	289	261	236	210	185	165	(20)	(160)	(140)	(125)	(114)	(103)	(93)	(83)	(73)	(65)
	45	416	360	320	289	261	236	210	185	165	(18)	(164)	(142)	(126)	(114)	(103)	(93)	(83)	(73)	(65)
	40	426	365	322	289	261	236	210	185	165	(16)	(168)	(144)	(127)	(114)	(103)	(93)	(83)	(73)	(65)
	35	441	373	325	289	261	236	210	185	165	(14)	(174)	(147)	(128)	(114)	(103)	(93)	(83)	(73)	(65)
	30	457	383	330	292	264	236	210	185	165	(12)	(180)	(151)	(130)	(115)	(104)	(93)	(83)	(73)	(65)
	25	472	398	337	292	264	236	210	185	165	(10)	(186)	(157)	(133)	(115)	(104)	(93)	(83)	(73)	(65)
	12	510	457	373	312	269	236	210	185	165	(5)	(201)	(180)	(147)	(123)	(106)	(93)	(83)	(73)	(65)



11. BOEING 737-400



● Cargo door dimensions.

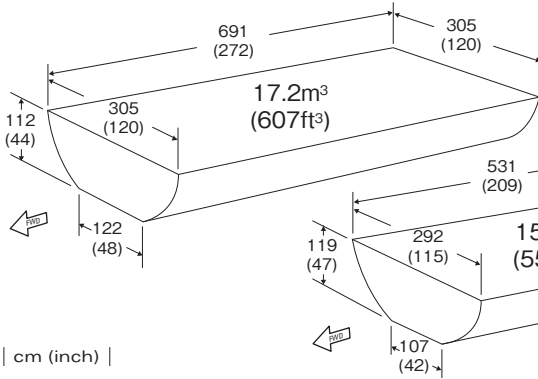
cm(inch)

Name of CGO Door	Door Dimension WidthxHeight
FWD CGO Door	121x88 (48x35)
AFT CGO Door	121x88 (48x35)

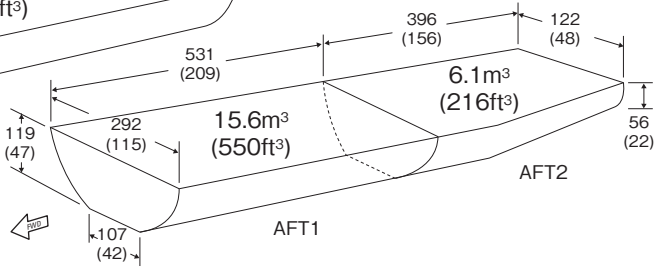
● Weight Limitation.

Compartment	Maximum Volume of Loading	Maximum Weight of Loading	Floor Limitation
FWD	17.2m ³ (607ft ³)	3,304kg (7,288Lbs)	732kg/m ² (150Lbs/ft ²)
AFT	21.7m ³ (766ft ³)	4,187kg (9,232Lbs)	732kg/m ² (150Lbs/ft ²)
TOTAL	38.9m ³ (1,373ft ³)	7,491kg (16,520Lbs)	

▶ FWD Comp't dimension



▶ AFT Comp't dimension



| cm (inch) |

● Package size table. (FWD) cm(inch)

	Width										
	12	25	38	50	63	76	88	101	114		
	(5)	(10)	(15)	(20)	(25)	(30)	(35)	(40)	(45)		
	Length										
Height	86	340	309	284	259	233	208	183	157	134	
	(34)	(134)	(122)	(112)	(102)	(92)	(82)	(72)	(62)	(53)	
	81	378	345	317	289	264	238	213	188	160	
	(32)	(149)	(136)	(125)	(114)	(104)	(94)	(84)	(74)	(63)	
	76	406	370	330	304	279	251	226	200	172	
	(30)	(160)	(146)	(130)	(120)	(110)	(99)	(89)	(79)	(68)	
	71	459	406	355	325	297	271	246	218	190	
	(28)	(181)	(160)	(140)	(128)	(117)	(107)	(97)	(86)	(75)	
	66	505	441	393	352	327	299	274	246	216	
	(26)	(199)	(174)	(155)	(139)	(129)	(118)	(108)	(97)	(85)	
	60	522	477	421	373	345	319	292	264	233	
	(24)	(206)	(188)	(166)	(147)	(136)	(126)	(115)	(104)	(92)	
	55	545	515	449	398	357	330	304	274	243	
	(22)	(215)	(203)	(177)	(157)	(141)	(130)	(120)	(108)	(96)	
	50	545	525	477	421	370	342	314	287	254	
	(20)	(215)	(207)	(188)	(166)	(146)	(135)	(124)	(113)	(100)	
45	545	538	507	444	383	355	327	297	266		
(18)	(215)	(212)	(200)	(175)	(151)	(140)	(129)	(117)	(105)		
40	545	538	515	467	396	368	340	309	276		
(16)	(215)	(212)	(203)	(184)	(156)	(145)	(134)	(122)	(109)		
35	545	538	525	474	428	375	347	317	284		
(14)	(215)	(212)	(207)	(187)	(169)	(148)	(137)	(125)	(112)		
30	545	538	532	489	441	385	357	327	294		
(12)	(215)	(212)	(210)	(193)	(174)	(152)	(141)	(129)	(116)		
25	545	538	532	505	444	390	363	332	299		
(10)	(215)	(212)	(210)	(199)	(175)	(154)	(143)	(131)	(118)		
12	548	540	535	530	456	406	378	347	312		
(5)	(216)	(213)	(211)	(209)	(180)	(160)	(149)	(137)	(123)		

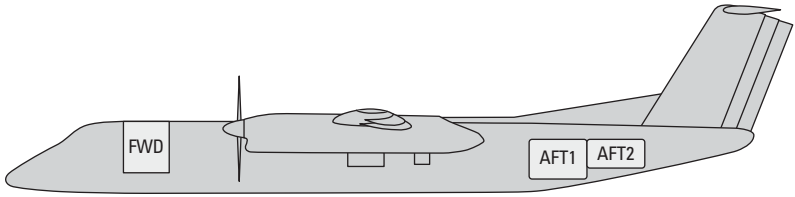
● Package size table. (AFT) cm(inch)

	Width										
	12	25	38	50	63	76	88	101	114		
	(5)	(10)	(15)	(20)	(25)	(30)	(35)	(40)	(45)		
	Length										
Height	86	352	304	279	254	—	—	—	—	—	
	(34)	(139)	(120)	(110)	(100)						
	81	390	355	309	284	259	203	177	155	—	
	(32)	(154)	(140)	(122)	(112)	(102)	(80)	(70)	(61)		
	76	431	388	327	299	274	248	200	177	147	
	(30)	(170)	(153)	(129)	(118)	(108)	(98)	(79)	(70)	(58)	
	71	456	421	378	327	302	274	228	203	183	
	(28)	(188)	(166)	(149)	(129)	(119)	(108)	(90)	(80)	(72)	
	66	525	456	406	350	322	297	251	223	195	
	(26)	(207)	(180)	(160)	(138)	(127)	(117)	(99)	(88)	(77)	
	60	—	492	434	368	342	314	271	238	213	
	(24)		(194)	(171)	(145)	(135)	(124)	(107)	(94)	(84)	
	55	—	—	461	411	357	330	284	256	226	
	(22)			(182)	(162)	(141)	(130)	(112)	(101)	(89)	
	50	—	—	492	434	370	342	299	271	241	
	(20)			(194)	(171)	(146)	(135)	(118)	(107)	(95)	
45	—	—	525	456	383	355	312	284	254		
(18)			(207)	(180)	(151)	(140)	(123)	(112)	(100)		
40	—	—	—	479	423	365	325	297	264		
(16)				(189)	(167)	(144)	(128)	(117)	(104)		
35	—	—	—	505	441	375	335	307	274		
(14)				(199)	(174)	(148)	(132)	(121)	(108)		
30	—	—	—	—	461	383	342	312	279		
(12)					(182)	(151)	(135)	(123)	(110)		
25	—	—	—	—	477	390	355	325	292		
(10)					(188)	(154)	(140)	(128)	(115)		
12	—	—	—	—	512	444	390	347	309		
(5)					(202)	(175)	(154)	(137)	(122)		

■ A1のみ搭載可



12. DHC8-400



● Cargo door dimensions.

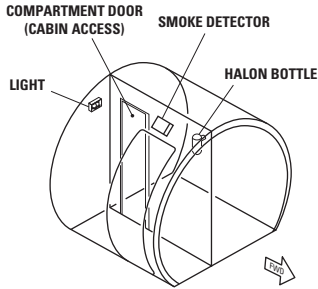
cm(inch)

Name of CGO Door	Door Dimension WidthxHeight
FWD CGO Door	61x137 (24x54)
AFT CGO Door	127x152 (50x60)

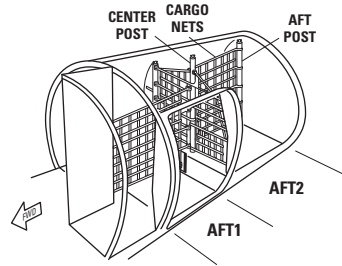
● Weight Limitation.

Compartment	Maximum Volume of Loading	Maximum Weight of Loading	Floor Limitation
FWD	2.6m ³ (91ft ³)	407kg (904Lbs)	610kg/m ² (125Lbs/ft ²)
AFT-1	6.4m ³ (225ft ³)	681kg (1,500Lbs)	610kg/m ² (125Lbs/ft ²)
AFT-2	3.9m ³ (140ft ³)	454kg (1,000Lbs)	366kg/m ² (75Lbs/ft ²)
TOTAL (A1+A2)	10.3m³ (365ft³)	1,133kg (2,500Lbs)	

▶ FWD CARGO COMPARTMENT



▶ AFT CARGO COMPARTMENT



● Package size table. (FWD)

cm(inch)

		Width					
		10	20	30	40	50	60
		(4)	(8)	(12)	(16)	(20)	(24)
		Length					
		60	60	60	60	60	60
Height	135	60	60	60	60	60	60
	(56)	(24)	(24)	(24)	(24)	(24)	(24)
	130	60	60	60	60	60	60
	(52)	(24)	(24)	(24)	(24)	(24)	(24)
	120	60	60	60	60	60	60
	(48)	(24)	(24)	(24)	(24)	(24)	(24)
	110	72	67	61	60	60	60
	(44)	(29)	(27)	(24)	(24)	(24)	(24)
	100	86	81	75	68	60	60
	(40)	(34)	(32)	(30)	(27)	(24)	(24)
	90	99	94	88	81	73	60
	(36)	(39)	(37)	(35)	(32)	(29)	(24)
	80	111	106	100	93	85	76
	(32)	(44)	(42)	(40)	(37)	(34)	(30)
70	122	117	111	104	96	87	
(28)	(48)	(46)	(44)	(41)	(38)	(35)	
60	132	127	121	114	106	97	
(24)	(52)	(50)	(48)	(45)	(42)	(39)	
50	141	136	130	123	115	106	
(20)	(56)	(54)	(52)	(49)	(46)	(42)	
40	149	144	138	131	123	114	
(16)	(59)	(57)	(55)	(52)	(49)	(45)	
30	156	151	145	138	130	121	
(12)	(62)	(60)	(58)	(55)	(52)	(48)	
20	162	157	151	144	136	127	
(8)	(64)	(62)	(60)	(57)	(54)	(50)	
10	167	162	156	149	141	132	
(4)	(66)	(64)	(62)	(59)	(56)	(52)	



12. DHC8-400

● Package size table. (AFT-1)

cm(inch)

		Width											
		10 (4)	20 (8)	30 (12)	40 (16)	50 (20)	60 (24)	70 (28)	80 (32)	90 (36)	100 (40)	110 (44)	118 (47)
		Length											
		138 (55)	125 (50)	125 (50)	125 (50)	125 (50)	125 (50)	125 (50)	125 (50)	125 (50)	125 (50)	125 (50)	125 (50)
Height	130 (52)	125 (50)	125 (50)	125 (50)	125 (50)	125 (50)	125 (50)	125 (50)	125 (50)	125 (50)	125 (50)	125 (50)	125 (50)
	120 (48)	125 (50)	125 (50)	125 (50)	125 (50)	125 (50)	125 (50)	125 (50)	125 (50)	125 (50)	125 (50)	125 (50)	125 (50)
	110 (44)	125 (50)	125 (50)	125 (50)	125 (50)	125 (50)	125 (50)	125 (50)	125 (50)	125 (50)	125 (50)	125 (50)	125 (50)
	100 (40)	131 (52)	126 (50)	125 (50)	125 (50)	125 (50)	125 (50)	125 (50)	125 (50)	125 (50)	125 (50)	125 (50)	125 (50)
	90 (36)	144 (57)	139 (55)	131 (52)	126 (50)	125 (50)	125 (50)	125 (50)	125 (50)	125 (50)	125 (50)	125 (50)	125 (50)
	80 (32)	156 (62)	151 (60)	145 (58)	138 (55)	136 (52)	125 (50)	125 (50)	125 (50)	125 (50)	125 (50)	125 (50)	125 (50)
	70 (28)	167 (66)	162 (64)	156 (62)	149 (59)	141 (56)	132 (52)	125 (50)	125 (50)	125 (50)	125 (50)	125 (50)	125 (50)
	60 (24)	177 (70)	172 (68)	166 (66)	159 (63)	151 (60)	142 (56)	132 (52)	125 (50)	125 (50)	125 (50)	125 (50)	125 (50)
	50 (20)	186 (74)	181 (72)	175 (69)	168 (67)	160 (63)	151 (60)	141 (56)	130 (52)	125 (50)	125 (50)	125 (50)	125 (50)
	40 (16)	194 (77)	189 (75)	183 (72)	176 (70)	168 (67)	159 (63)	149 (59)	138 (55)	126 (50)	125 (50)	125 (50)	125 (50)
	30 (12)	201 (80)	196 (78)	190 (75)	183 (72)	175 (69)	166 (66)	156 (62)	145 (58)	131 (52)	125 (50)	125 (50)	125 (50)
	20 (8)	207 (82)	202 (80)	196 (78)	189 (75)	181 (72)	172 (68)	162 (64)	151 (60)	139 (55)	126 (50)	125 (50)	125 (50)
10 (4)	212 (84)	207 (82)	201 (80)	194 (77)	186 (74)	177 (70)	167 (66)	156 (62)	144 (57)	131 (52)	125 (50)	125 (50)	

● Package size table. (AFT-2)

cm(inch)

		Width					
		10 (4)	20 (8)	30 (12)	40 (16)	50 (20)	60 (24)
		Length					
Height	110 (44)	120 (48)	120 (48)	120 (48)	120 (48)	120 (48)	120 (48)
	100 (40)	120 (48)	120 (48)	120 (48)	120 (48)	120 (48)	120 (48)
	90 (36)	124 (49)	120 (48)	120 (48)	120 (48)	120 (48)	120 (48)
	80 (32)	132 (52)	124 (49)	120 (48)	120 (48)	120 (48)	120 (48)
	70 (28)	140 (56)	132 (52)	124 (49)	120 (48)	120 (48)	120 (48)
	60 (24)	148 (59)	140 (56)	132 (52)	124 (49)	120 (48)	120 (48)
	50 (20)	156 (62)	148 (59)	140 (56)	132 (52)	124 (49)	120 (48)
	40 (16)	164 (65)	156 (62)	148 (59)	140 (56)	132 (52)	124 (49)
	30 (12)	172 (68)	164 (65)	156 (62)	148 (59)	140 (56)	132 (52)
	20 (8)	180 (71)	172 (68)	164 (65)	156 (62)	148 (59)	140 (56)
	10 (4)	188 (74)	180 (71)	172 (68)	164 (65)	156 (62)	148 (59)



UNIT LOAD DEVICE

CONTAINER

Base size	IATA ID Code (IATA Code)	Illustration 内寸: Internal Dimension: cm(inch)	内容量: Int Volume: m ³ (ft ³)		自重: Tare Wt: kg(Lbs)	
			L W H ドアサイズL×H: Door Size L×H: cm(inch)	外寸: External Dimension: cm(inch)	搭載可能機種 Loadable Aircraft	重量制限 (自重含): Weight Lim. Inc ULD Tare Wt: kg(Lbs)

60.4" × 61.5"	DKH (AKH) (LD-3 -46WF)		3.2(113)		125-135(276-298)	
			L 156(61.5)	L' 244(96)	B747 B777 B787 B767 A320	1,134 (2,500)
W 153(60.4)	H 117(46)	143(56) × 95(37)				
60.4" × 61.5"	DKH (AKH) (LD-3 -45WF)		3.1(109)		125-135(276-298)	
			L 156(61.5)	L' 244(96)	B747 B777 B787 B767 A320	1,134 (2,500)
W 153(60.4)	H 114(45)	147(58) × 95(37)				
60.4" × 61.5"	AKH (LD-3 -45WF)		3.3(116)		95(209)	
			L 156(61.5)	L' 244(96)	B747 B777 B787 B767 A320	1,134 (2,500)
W 153(60.4)	H 114(45)	141(55) × 102(40)				

* 国際IC(International) 国内DC(Domestic)

[計画上余白]

[THIS PAGE INTENTIONALLY LEFT BLANK]



UNIT LOAD DEVICE

Base size	IATA ID Code (IATA Code)	Illustration 内寸: Internal Dimension: cm(inch)	内容量: Int Volume: m ³ (ft ³)		自重: Tare Wt: kg(Lbs)	
			L W H ドアサイズL×H: Door Size L×H: cm(inch)	外寸: External Dimension: cm(inch)	搭載可能機種 Loadable Aircraft	重量制限 (自重含): Weight Lim. Inc ULD Tare Wt: kg(Lbs)

60.4" × 61.5"	DKN (LD-3F) DC		3.8(134)		125-135(276-298)	
			L	156(61.5)	B747 B777 B787 B767	1,587 (3,500)
			L'	201(79)		
			W	153(60.4)		
			H	163(64)		
143(56) × 141(56)						
60.4" × 61.5"	DKN (LD-3F) LIGHT WEIGHT TYPE DC		4.0(141)		113(250)	
			L	156(61.5)	B747 B777 B787 B767	1,587 (3,500)
			L'	201(79)		
			W	153(60.4)		
			H	163(64)		
140(55) × 143(56.3)						
60.4" × 61.5"	DKN (LD-3F) GOH DC		3.8(134)		162(357)	
			L	156(61.5)	B747 B777 B787 B767	1,587 (3,500)
			L'	201(79)		
			W	153(60.4)		
			H	163(64)		
143(56) × 139(55)						

* 国際IC(International) 国内DC(Domestic)

Base size	IATA ID Code (IATA Code)	Illustration 内寸: Internal Dimension: cm(inch)	内容量: Int Volume: m ³ (ft ³)		自重: Tare Wt: kg(Lbs)	
			L W H ドアサイズL×H: Door Size L×H: cm(inch)	外寸: External Dimension: cm(inch)	搭載可能機種 Loadable Aircraft	重量制限 (自重含): Weight Lim. Inc ULD Tare Wt: kg(Lbs)

60.4" × 61.5"	AKE (LD-3)		4.0(141)	90-100(198-220)	
			L 156(61.5) L' 201(79) W 153(60.4) H 163(64)	B747 B777 B787 B767	1,587 (3,500)
IC			142(56) × 152(60)		
60.4" × 61.5"	AKE (LD-3) LIGHT WEIGHT TYPE		4.4(156)	71(157)	
			L 156(61.5) L' 201(79) W 153(60.4) H 163(64)	B747 B777 B787 B767	1,587 (3,500)
IC			140(55.1) × 151(59.5)		
60.4" × 61.5"	AKN (LD-3F) GOH		3.8(134)	120(242)	
			L 156(61.5) L' 201(79) W 153(60.4) H 163(64)	B747 B777 B787 B767	1,587 (3,500)
IC DC			143(56) × 139(55)		

* 国際IC(International) 国内DC(Domestic)



UNIT LOAD DEVICE

Base size	IATA ID Code (IATA Code)	Illustration 内寸: Internal Dimension: cm(inch)	内容量: Int Volume: m ³ (ft ³)		自重: Tare Wt: kg(Lbs)	
			L W H ドアサイズL×H: Door Size L×H: cm(inch)	外寸: External Dimension: cm(inch)	搭載可能機種 Loadable Aircraft	重量制限 (自重含): Weight Lim. Inc ULD Tare Wt: kg(Lbs)

60.4" × 96"	DQP (LD-4F)		5.1(180)		190-200(419-441)	
			L	244(96)	B747	2,449 (5,400)
			W	153(60.4)	B777	
			H	163(64)	B767	
DC			231(91) × 139(55)	B787	2,449 (5,400) ※横積みの場合 ※ Lateral loading	
60.4" × 96"	DQP (LD-4)		5.5(194)		120-130(265-287)	
			L	244(96)	B747	2,449 (5,400) ※横積みの場合 ※ Lateral loading
			W	153(60.4)	B777	
			H	163(64)	B767	
IC			231(91) × 148(58)	B787	2,449 (5,400) ※横積みの場合 ※ Lateral loading	
60.4" × 96"	DQF (LD-8)		7.2(253)		145-155(320-342)	
			L	244(96)	B767	2,449 (5,400)
			L'	318(125)		
			W	153(60.4)		
H	163(64)					
IC			231(91) × 151(59)	B787	2,449 (5,400) ※横積みの場合 ※ Lateral loading	

* 国際 IC(International) 国内 DC(Domestic)

Base size	IATA ID Code (IATA Code)	Illustration 内寸: Internal Dimension: cm(inch)	内容量: Int Volume: m ³ (ft ³)		自重: Tare Wt: kg(Lbs)	
			L W H ドアサイズL×H: Door Size L×H: cm(inch)	外寸: External Dimension: cm(inch)	搭載可能機種 Loadable Aircraft	重量制限 (自重含): Weight Lim. Inc ULD Tare Wt: kg(Lbs)

60.4" × 125"	DLP (DWB) (LD-11F)		6.8(240)		240-250(529-551)	
			L	318(125)	B747 B777 B787 B767ER	3,175 (7,000)
			W	153(60.4)		
			H	163(64)		
DC		296(117) × 137(54)				
60.4" × 125"	ALP DLP (LD-11)		7.0(247)		160-170(353-375)	
			L	318(125)	B747 B777 B787 B767ER	3,175 (7,000)
			W	153(60.4)		
			H	163(64)		
IC		302(119) × 150(59)				

* 国際IC(International) 国内DC(Domestic)



UNIT LOAD DEVICE

Base size	IATA ID Code (IATA Code)	Illustration	内容量: Int Volume: m ³ (ft ³)	自重: Tare Wt: kg(Lbs)
		内寸: Internal Dimension: cm(inch)	L 外寸: W External H Dimension: cm(inch) ドアサイズL×H: Door Size L×H: cm(inch)	搭載可能機種 Loadable Aircraft

60.4" × 125"	ALF (LD-6)		8.9(314)	165-175(364-386)
			L 318(125) L' 406(160) W 153(60.4) H 163(64)	B747 B777 B787
	IC		296(117) × 150(59)	
60.4" × 61.5"	DLF (LD-6F)		8.7(307)	270-280(595-617)
			L 318(125) L' 406(160) W 153(60.4) H 163(64)	B747 B777 B787
	DC		231(91) × 139(55)	

* 国際IC(International) 国内DC(Domestic)

Base size	IATA ID Code (IATA Code)	Illustration 内寸: Internal Dimension: cm(inch)	内容量: Int Volume: m ³ (ft ³)		自重: Tare Wt: kg(Lbs)	
			L W H ドアサイズL×H: Door Size L×H: cm(inch)	外寸: External Dimension: cm(inch)	搭載可能機種 Loadable Aircraft	重量制限 (自重含): Weight Lim. Inc ULD Tare Wt: kg(Lbs)

88" X 125"	AAP (LD-9)		10.3(364)	215-225(474-496)	
			L 318(125)	B747	4,626 (10,200)
			W 224(88)		
			H 163(64)		
292(115)×150(59)			B777 B787	4,676 (10,310)	
			B767ER	5,102 (11,250)	
88" X 125"	DAP (LD-9F)		10.3(364)	417-430(920-948)	
			L 224(88)	B747	4,626 (10,200)
			W 318(125)		
			H 163(64)		
196(77)×132(52)			B777 B787	4,676 (10,310)	
			B767ER	5,102 (11,250)	
88" X 125"	DAP (LD-9F) SIDE DOOR OPEN TYPE		10.3(364)	360-370(794-816)	
			L 318(125)	B747	4,626 (10,200)
			W 224(88)		
			H 163(64)		
284(112)×130(51)			B777 B787	4,676 (10,310)	
			B767ER	5,102 (11,250)	

* 国際IC(International) 国内DC(Domestic)



UNIT LOAD DEVICE

Base size	IATA ID Code (IATA Code)	Illustration 内寸: Internal Dimension: cm(inch)	内容量: Int Volume: m ³ (ft ³)		自重: Tare Wt: kg(Lbs)	
			L W H ドアサイズL×H: Door Size L×H: cm(inch)	外寸: External Dimension: cm(inch)	搭載可能機種 Loadable Aircraft	重量制限 (自重含): Weight Lim. Inc ULD Tare Wt: kg(Lbs)

88" × 125"	DAF (LD-26)		12.5(441)		275-285(606-628)	
			L	318(125)	B747	4,626 (10,200)
			L'	406(160)		
			W	224(88)		
H	163(64)					
302(119)×150(59)			B777 B787		4,676 (10,310)	
96" × 125"	UMA (M-1)		15.9(561)		439(968)	
			L	318(125)	B767F MAIN	6,804 (15,000)
			L'	222(87)		
			W	244(96)		
H	244(96)					
225(88.4)×228(89.7)						
96" × 125"	AMF (LD-36)		12.5(441)		280(617)	
			L	318(125)	B747	5,035 (11,100)
			L'	406(160)		
			W	244(96)		
H	163(64)					
302(119)×150(59)			B777 B787		5,102 (11,250)	

* 国際IC(International) 国内DC(Domestic)

SPECIAL CONTAINER

Base size	IATA ID Code (IATA Code)	Illustration 内寸: Internal Dimension: cm(inch)	内容量: Int Volume: m ³ (ft ³)		自重: Tare Wt: kg(Lbs)	
			L	W	搭載可能機種 Loadable Aircraft	重量制限 (自重含): Weight Lim. Inc ULD Tare Wt: kg(Lbs)

60.4" × 96"	MQP (LD-4F)		4.9(173)		240-250(529-551)		
			L	244(96)	B747	B787	2,449 (5,400)
			W	153(60.4)	B777		
			H	163(64)	B767		
簡易保冷 INSULATED			231(91) × 140(55)		※横積みの場合 ※縦積みの場合 ※ Longitudinal loading		
60.4" × 96"	MQP (LD-4F)		4.9(173)		654(1141)		
			L	244(96)	B747	B787	2,449 (5,400)
			W	153(60.4)	B777		
			H	163(64)	B767		
耐震・簡易保冷 Vibration Proof INSULATED			231(91) × 140(55)		※横積みの場合 ※縦積みの場合 ※ Longitudinal loading		
60.4" × 96"	MQP (LD-4F)		4.9(173)		240-250(529-551)		
			L	244(96)	B747	B787	2,449 (5,400)
			W	153(60.4)	B777		
			H	163(64)	B767		
耐震・簡易保冷 Vibration Proof INSULATED			231(91) × 140(55)		※横積みの場合 ※縦積みの場合 ※ Longitudinal loading		

* 国際 IC(International) 国内 DC(Domestic)



UNIT LOAD DEVICE

Base size	IATA ID Code (IATA Code)	Illustration 内寸: Internal Dimension: cm(inch)	内容量: Int Volume: m ³ (ft ³)		自重: Tare Wt: kg(Lbs)	
			L W H ドアサイズL×H: Door Size L×H: cm(inch)	外寸: External Dimension: cm(inch)	搭載可能機種 Loadable Aircraft	重量制限 (自重含): Weight Lim. Inc ULD Tare Wt: kg(Lbs)

60.4" × 61.5"	MKN (LD-3F)		3.8(134)		150-160(331-353)	
			L	156(61.5)	B747 B777 B787 B767	1,587 (3,500)
			L'	201(79)		
			W	153(60.4)		
H	163(64)					
簡易保冷 INSULATED			141(55) × 140(55)			
60.4" × 61.5"	MKN (LD-3F)		3.8(134)		125-135(276-298)	
			L	156(61.5)	B747 B777 B787 B767	1,587 (3,500)
			L'	201(79)		
			W	153(60.4)		
H	163(64)					
簡易保冷 INSULATED			143(56) × 141(56)			
60.4" × 61.5"	MKN (LD-3F)		3.0(106)		280-290(617-639)	
			L	156(61.5)	B747 B777 B787 B767	1,587 (3,500)
			L'	200(78)		
			W	153(60.4)		
H	162(63)					
FANTYPE			143(56) × 141(56)			

* 国際IC(International) 国内DC(Domestic)

Base size	IATA ID Code (IATA Code)	Illustration 内寸: Internal Dimension: cm(inch)	内容量: Int Volume: m ³ (ft ³)		自重: Tare Wt: kg(Lbs)	
			L W H ドアサイズL×H: Door Size L×H: cm(inch)	外寸: External Dimension: cm(inch)	搭載可能機種 Loadable Aircraft	重量制限 (自重含): Weight Lim. Inc ULD Tare Wt: kg(Lbs)

60.4" × 61.5"	RKN (LD-3F)		3.5(123)		240-250(529-551)	
			L	156(61.5)	B747 B777 B787 B767	1,587 (3,500)
L'	201(79)					
W	153(60.4)					
H	163(64)					
IC			INSULATED			
			142(56)×136(54)			
60.4" × 61.5"	RKN (LD-3F)		3.5(123)		260-270(573-595)	
			L	156(61.5)	B747 B777 B787 B767	1,587 (3,500)
L'	201(79)					
W	153(60.4)					
H	163(64)					
IC			<ul style="list-style-type: none"> ● Inside Temp -20 ~ +20°C ● Coolant DRY-ICE 			
			FANTYPE			
			142(56)×140(55)			

* 国際IC(International) 国内DC(Domestic)



UNIT LOAD DEVICE

Base size	IATA ID Code (IATA Code)	Illustration	内容量: Int Volume: m ³ (ft ³)	自重: Tare Wt: kg(Lbs)
		内寸: Internal Dimension: cm(inch)	L 外寸: W External H Dimension: cm(inch) ドアサイズ L×H: Door Size L×H: cm(inch)	搭載可能機種 Loadable Aircraft

88" × 125"	MAP (LD-7)		8.1(284)	675-720(1,488-1,587)	
			L 318(125)	B747	4,627 (10,200)
			W 224(88)		
			H 163(64)	<ul style="list-style-type: none"> ● Inside Temp -5~+10°C ● Coolant DRY-ICE 	B777 B787
INSULATED	B767ER	5,102 (11,250)			
189(74)×135(53)					
88" × 125"	MAP (LD-7)		8.6(304)	425-435(937-959)	
			L 318(125)	B747	4,627 (10,200)
			W 224(88)		
			H 163(64)	<ul style="list-style-type: none"> ● Inside Temp -5~+10°C ● Coolant DRY-ICE 	B777 B787
INSULATED	B767ER	5,102 (11,250)			
284(112)×140(55)					

* 国際IC(International) 国内DC(Domestic)

Base size	IATA ID Code (IATA Code)	Illustration	内容量: Int Volume: m ³ (ft ³)		自重: Tare Wt: kg(Lbs)	
			L W H ドアサイズL×H: Door Size L×H: cm(inch)	外寸: External Dimension: cm(inch)	搭載可能機種 Loadable Aircraft	重量制限 (自重含): Weight Lim. Inc ULD Tare Wt: kg(Lbs)

88" X 125"	RAP (LD-9)		8.9(314)		450-460(992-1,014)	
			L	318(125)	B747	4,626 (10,200)
			W	224(88)		
			H	163(64)		
			<ul style="list-style-type: none"> ● Inside Temp -20 ~ +20°C ● Coolant DRY-ICE 			B777
FANTYPE			B787			
IC			278(109) X 145(57)		B767ER	5,102 (11,250)
88" X 125"	RAP (LD-9)		8.9(314)		450-460(992-1,014)	
			L	318(125)	B747	4,626 (10,200)
			W	224(88)		
			H	163(64)		
			INSULATED			B777
			B787			
IC			216(85) X 145(57)		B767ER	5,102 (11,250)

* 国際 IC(International) 国内 DC(Domestic)

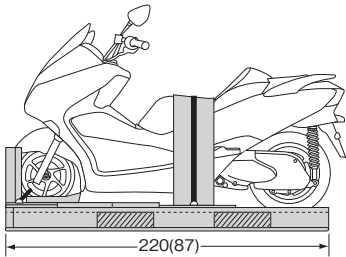


UNIT LOAD DEVICE

Base size	IATA ID Code (IATA Code)	Illustration	内容量: Int Volume: m ³ (ft ³)	自重: Tare Wt: kg(Lbs)
		内寸: Internal Dimension: cm(inch)	L 外寸: W External H Dimension: cm(inch)	搭載可能機種 Loadable Aircraft

88" × 125"	AAX		13.2(467)	309(681)	
			L 318(125)	B767F/ BCF	MAIN 4,857 (10,710) } 8,915 (19,656)
			W 224(88)		
			H 237(93)		
IC	292(115)×217(86)				
88" × 125"	AAX		13.7(484)	309(681)	
			L 318(125)	B767F/ BCF	MAIN 4,857 (10,710) } 8,915 (19,656)
			W 224(88)		
			H 243(96)		
IC	295(116)×233(92)				

■ MOTORBIKE SKID (バイクスキッド)

DC		New Large Motorbike Maximum Dimension cm(inch)
		L: 255(100)/Pallet 220(87)/Container W: 100(40) H: 145(57)/Pallet 120(47)/Container

* 国際IC(International) 国内DC(Domestic)



UNIT LOAD DEVICE

■ WATERPROOF PAN (防水パン)

Base size	IATA ID Code (IATA Code)	Illustration 内寸: Internal Dimension: cm(inch)	内容量: Int Volume: m ³ (ft ³)		自重: Tare Wt: kg(Lbs)	
			L W H ドアサイズL×H: Door Size L×H: cm(inch)	外寸: External Dimension: cm(inch)	搭載可能機種 Loadable Aircraft	重量制限 (自重含): Weight Lim. Inc ULD Tare Wt: kg(Lbs)

LD3 TYPE	DC		0.5(17)		25(55)	
			L	136(53)		
			W	127(50)		
			H	38(15)		
LD4 TYPE	DC		0.8(17)		40(88)	
			L	220(86)		
			W	127(50)		
			H	38(15)		

* 国際IC(International) 国内DC(Domestic)

■ TUNA PAN (ツナパン)

62" × 74"	DC		1.5(53)		150(330)	
			L	184(72)	B747 B777 B787	1,587 (3,500)
			W	149(59)		
			H	65(26)		

* 国際IC(International) 国内DC(Domestic)

■ PALLET

Base size	IATA ID Code (IATA Code)	Illustration 内寸: Internal Dimension: cm(inch)	内容量: Int Volume: m ³ (ft ³)		自重: Tare Wt: kg(Lbs)	
			L W H ドアサイズL×H: Door Size L×H: cm(inch)	外寸: External Dimension: cm(inch)	搭載可能機種 Loadable Aircraft	重量制限 (自重含): Weight Lim. Inc ULD Tare Wt: kg(Lbs)

60.4" × 61.5"	PKC (PALLET)				35(77)		
			L 156(61.5)	W 153(60.4)	B787	1,587 (3,500)	
H 112(44)			A320	1,134 (2,500)			
60.4" × 125"	PLA (PALLET)				100(220)		
			L 318(125)	W 153(60.4)	B747 B787	3,175 (7,000)	
			H 163(64)			B777	2,449 (5,400)

* 国際IC(International) 国内DC(Domestic)



UNIT LOAD DEVICE

Base size	IATA ID Code (IATA Code)	Illustration	内容量: Int Volume: m ³ (ft ³)	自重: Tare Wt: kg(Lbs)
		内寸: Internal Dimension: cm(inch)	L 外寸: W External H Dimension: cm(inch) Door-Size L×H: Door Size L×H: cm(inch)	搭載可能機種 Loadable Aircraft

88" × 125"	PAP PAG PAJ (PALLET)		100(220)																		
			<table border="1"> <tr> <td>L</td> <td>318(125)</td> <td rowspan="3">B747</td> <td rowspan="3">4,626 (10,200)</td> </tr> <tr> <td>W</td> <td>224(88)</td> </tr> <tr> <td>H</td> <td>163(64)</td> </tr> <tr> <td colspan="2"></td> <td>B777 B787</td> <td>4,676 (10,310)</td> </tr> <tr> <td colspan="2"></td> <td>B767ER</td> <td>5,102 (11,250)</td> </tr> <tr> <td colspan="2"></td> <td>B767F</td> <td>MAIN 3,835 (8,455) LOWER 6,803 (15,000)</td> </tr> </table>	L	318(125)	B747	4,626 (10,200)	W	224(88)	H	163(64)			B777 B787	4,676 (10,310)			B767ER	5,102 (11,250)		
L	318(125)	B747	4,626 (10,200)																		
W	224(88)																				
H	163(64)																				
		B777 B787	4,676 (10,310)																		
		B767ER	5,102 (11,250)																		
		B767F	MAIN 3,835 (8,455) LOWER 6,803 (15,000)																		
96" × 125"	PMP PMC (PALLET)		110(242)																		
			<table border="1"> <tr> <td>L</td> <td>318(125)</td> <td rowspan="3">B747</td> <td rowspan="3">5,035 (11,100)</td> </tr> <tr> <td>W</td> <td>244(96)</td> </tr> <tr> <td>H</td> <td>163(64)</td> </tr> <tr> <td colspan="2"></td> <td>B777 B787 B767ER</td> <td>5,102 (11,250)</td> </tr> <tr> <td colspan="2"></td> <td>B767F</td> <td>MAIN 4,173 (9,200) LOWER 6,803 (15,000)</td> </tr> </table>	L	318(125)	B747	5,035 (11,100)	W	244(96)	H	163(64)			B777 B787 B767ER	5,102 (11,250)			B767F	MAIN 4,173 (9,200) LOWER 6,803 (15,000)		
L	318(125)	B747	5,035 (11,100)																		
W	244(96)																				
H	163(64)																				
		B777 B787 B767ER	5,102 (11,250)																		
		B767F	MAIN 4,173 (9,200) LOWER 6,803 (15,000)																		
96" × 196"	PRA (PALLET)		469(1,034)																		
			<table border="1"> <tr> <td>L</td> <td>498(196)</td> <td rowspan="3">B767F</td> <td rowspan="3">6,803 (15,000)</td> </tr> <tr> <td>W</td> <td>244(96)</td> </tr> <tr> <td>H</td> <td>244(96)</td> </tr> </table>	L	498(196)	B767F	6,803 (15,000)	W	244(96)	H	244(96)										
L	498(196)	B767F	6,803 (15,000)																		
W	244(96)																				
H	244(96)																				

* 国際 IC(International) 国内 DC(Domestic)

OVERHANG

● B777, B787

cm (inch)

Dunnage	Maximum Length of Loading	Maximum Length of Both Side	Maximum Height of Loading
5 (2)	325 (128)	7 (3)	155 (61)
10 (4)	333 (132)	15 (6)	150 (59)
15 (6)	341 (135)	23 (9)	145 (57)
20 (8)	349 (138)	31 (13)	140 (56)
25 (10)	356 (141)	38 (15)	135 (54)
30 (12)	364 (144)	46 (19)	130 (52)
35 (14)	372 (147)	54 (22)	125 (50)
40 (16)	380 (150)	62 (25)	120 (48)
45 (18)	387 (153)	69 (28)	115 (46)
50 (20)	394 (156)	76 (30)	110 (44)

● B767 300ER

cm (inch)

Dunnage	Maximum Length of Loading	Maximum Length of Both Side	Maximum Height of Loading
5 (2)	251 (99)	7 (3)	155 (61)
10 (4)	259 (102)	15 (6)	150 (59)
15 (6)	266 (105)	22 (9)	145 (57)
20 (8)	274 (108)	30 (12)	140 (56)
25 (10)	281 (111)	37 (15)	135 (54)
30 (12)	289 (114)	45 (18)	130 (52)
35 (14)	296 (117)	52 (21)	125 (50)
40 (16)	304 (120)	60 (24)	120 (48)
45 (18)	311 (123)	67 (27)	115 (46)
50 (20)	319 (126)	75 (30)	110 (44)



UNIT LOAD DEVICE

ULD LOADABLE AIRCRAFT TYPE

IATA ベースサイズ コード IATA Base Size Code	ATAコード ATA Code	搭載機種 Loadable Aircraft Type								
		B777		B787		B767				A320
		200DOM 200ER DOM 300	200INT 200ER INT 300ER	9	8	300	300ER	300F	BCF	
K	LD-3	○	○	○	○	○	○	○(L)	○(L)	×
	LD-3-45	○(*2)	○(*2)	○(*2)	○(*2)	△	△	△(L)	△(L)	○
	LD-3-45W (*1)	○	○	○	○	△(*7)	△(*7)	△(L) (*7)	△(L) (*7)	○
	PALLET	×	×	○	○	×	×	×	×	○
L	LD-6	○	○	○	○	×	×	×	×	×
	LD-11	○	○	○	○	×	○(F)	○(L)	○(F)	×
	PALLET	○	○	○	○	×	×	×	×	×
Q	LD-4	○	○	○(*10)	○(*3)	○	○	○(L)	○(L)	×
	LD-8	○(A)	×	×	○(*4)	○	○	○(L)	○(L)	×
A	LD-7	○(F)	○	○	○	×	○(F)	○	○(MF)	×
	LD-9	○(F)	○	○	○	×	○(F)	○	○(MF)	×
	LD-26	○(F)	○	○	○	×	×	×	×	×
	---(*5)	×	×	×	×	×	×	○(M)	○(M)	×
	PALLET	○(F)	○	○	○	×	○(F)	○	○(MF)	×
M	PALLET	○(F)	○	○	○(*6)	×	○(F)	○	○(MF)	×
	UMA	×	×	×	×	×	×	○(M)	○(M)	×
R	PRA	×	×	×	×	×	×	○(M)	○(M)	×

- *1 LD-3-46Wも同等。
 *2 LD3と同様にL/Rポジション各々に搭載可能。
 *3 AFT貨物室は縦積み搭載のみ。ただしドアエリアへの搭載は不可。
 *4 原則として縦積み搭載は不可。FWD貨物室への横積み搭載のみ可。
 *5 (AAX)を参照。
 *6 AFT貨物室のドアエリアへの搭載は不可。
 *7 上下方向のタイダウンが必要であり、以下のポジションは搭載不可。
 B767-300 : 14L, 42L
 -300ER : 13L~24L, 42L
 -300F/BCF : 13L~24L, 31L~42L
 *8 B787-9にはオグジャリーガイドが装備されていない為、サイズコードQの横積み搭載はできない。

○ : 搭載可
 × : 搭載不可
 △ : 固縛が必要
 (F) : FWD貨物室のみ搭載可
 (A) : AFT貨物室のみ搭載可
 (L) : Lower Deckのみ搭載可
 (M) : Main Deckのみ搭載可

- *1 Sama as LD-3-46W.
 *2 Loadable to each L/R position similarly as LD3.
 *3 For AFT cargo compartment, longitudinal loading only. Not loadable to door area.
 *4 Longitudinal loading should be avoided as a rule. Lateral loading to FWD cargo compartment only.
 *5 Refer to (AAX).
 *6 Not loadable to AFT cargo compartment door area.
 *7 Vertical tiedowns are required and the following positions are not loadable.
 B767-300 : 14L, 42L
 -300ER : 13L~24L, 42L
 -300F/BCF : 13L~24L, 31L~42L
 *8 Size Code Q cannot be loaded laterally to the B787-9 due to no auxiliary guide.

○ : Loadable
 × : Not Loadable
 △ : Tiedown required
 (F) : Loadable to FWD cargo compartment only
 (A) : Loadable to AFT cargo compartment only
 (L) : Loadable to the lower deck only
 (M) : Loadable to the main deck only



ANA Cargo Inc.
Wherehouse Operation